

# AT. BURLINGSTONE

**60x120 Rec.**  
24"x48"

**30,3x61,3**  
12"x24"

**60,8x60,8**  
24"x24"

**60x60 Rec.**  
24"x24"

**30x30 (7x7)**  
12"x12"



**At. Burlingstone White**

PEI 4

● 60x120	Rec.	M57	017.250.0108.13385	
● 60,8x60,8		M41	015.440.0108.13385	
● 60x60	Rec.	M46	017.840.0108.13385	
● 30,3x61,3		M41	015.722.0108.13385	



**At. Burlingstone Gris**

PEI 3


● 60x120	Rec.	M57	017.250.0002.13385	
● 60,8x60,8		M41	015.440.0002.13385	
● 60x60	Rec.	M46	017.840.0002.13385	
● 30,3x61,3		M41	015.722.0002.13385	



**At. Burlingstone Perla**

PEI 4

● 60x120	Rec.	M57	017.250.0037.13385	
● 60,8x60,8		M41	015.440.0037.13385	
● 60x60	Rec.	M46	017.840.0037.13385	
● 30,3x61,3		M41	015.722.0037.13385	



**At. Burlingstone Marfil**

PEI 4

● 60x120	Rec.	M57	017.250.0033.13385	
● 60,8x60,8		M41	015.440.0033.13385	
● 60x60	Rec.	M46	017.840.0033.13385	
● 30,3x61,3		M41	015.722.0033.13385	

**Disponible en / Available in / Disponible:**

At. Burlingstone 60x120(20mm) Rec. / 60x90(20mm)Rec. / 60,5x60,5(20mm)Rec.




Rvto. / Wall / Rvrm: At. Burlingstone White 60x120  
Pvto. / Floor / Sol: At. Burlingstone White 60x120

**GRES PORCELÁNICO ESMALTADO**  
GLAZED PORCELAIN TILES · GRÈS CÉRAME ÉMAILLÉ




**At. Rlv. Burlingstone White**

● 30,3x61,3 M41 015.722.0108.14022



**At. Rlv. Burlingstone Perla**

● 30,3x61,3 M41 015.722.0037.14022



**At. Rlv. Burlingstone Gris**

● 30,3x61,3 M41 015.722.0002.14022




**At. Rlv. Burlingstone Marfil**

● 30,3x61,3 M41 015.722.0033.14022




**Malla At. Burlingstone 30x30(7)**

● White M201 025.590.0108.13385




**Malla At. Burlingstone 30x30(7)**

● Perla M201 025.590.0037.13385



**Malla At. Burlingstone 30x30(7)**

● Gris M201 025.590.0002.13385



**Malla At. Burlingstone 30x30(7)**

● Marfil M201 025.590.0033.13385

**Piezas especiales / Special pieces / Pièces especiales (No Rlv.)**

Consultar en página / Consult on page / Consulter en page: 166

*Peldaño Gradone	*Ángulo Gradone	*Rodapié C/Romo

**Empaquetado / Packaging / Emballage**

Formato	pz/cj	m <sup>2</sup> /cj	cj/pl	m <sup>2</sup> /pl	kg/cj	kg/pl
60x120	2	1.44	36	51.84	29.50	1,091.00
60,8x60,8	4	1.48	30	44.40	31.35	960.00
60x60	4	1.44	30	43.20	31.50	965.00
30,3x61,3	7	1.30	40	52.00	25.00	1,020.00
30x30(7)	11	1.00	42	42.00	23.10	990.20



Rvto. / Wall / Rvrm.: At. Burlingstone Marfil 60x120  
Pvto. / Floor / Sol: At. Burlingstone Marfil 60x60